

Board of Directors Meeting: July 20, 2022 , – Public Comments

Date	Name	2. June 15, 2022 – Board Minutes
		None
Date	Name	5. Public Comment on Non-Agenda Items
		None
Date	Name	6. Consent
		<ul style="list-style-type: none"> a. Consider and Approve a Resolution to continue virtual Tele/Video Conference Meetings during the COVID-19 State of Emergency b. Approval of Monthly Financial Reports – May 2022 c. Accept Monthly Ridership Reports – June 2022 d. Approve Cal OES Form 130 – designating the Chief Financial Officer, Heather McKillop, and the Budget and Finance Director, Claire Springer, as Authorized Agents to submit applications for disaster assistance with the California Governor’s Office of Emergency Services e. Authorize the General Manager to Award Amendment No. 2 to Contract OP-SV-19-001 with Richard A. Sanchez dba A.J. Janitorial Service in an amount of \$108,207 for a total not-to-exceed amount of \$415,007 to continue providing Janitorial Services at SMART’s Stations and Facilities f. Approve a Resolution Authorizing the Creation of two (2) Vehicle Maintenance Technician Trainee Positions to the Approved Positions for Fiscal Year 2022-23 g. Authorize the Board Chair to Execute a Collective Bargaining Agreement with the International Brotherhood of Teamsters, Local Union Number 665; and Approve a Resolution updating Fiscal Year 2022-23 Appendix C - Position Authorization
7/18/2022	Mike Arnold	Attached
Date	Name	7. Approve a Resolution Authorizing the General Manager to Award Contract No. FR-BB-22-002 with Manson Construction Co. for the Black Point Fender Repair Project in an amount of \$552,000 with a term through December 31, 2022 – <i>Presented by Bill Gamlen</i>
		None

Board of Directors Meeting: July 20, 2022 , – Public Comments

Date	Name	8. Planning for the Future – Ridership (Discussion) – <i>Presented by General Manager Cumins</i>
		None
Date	Name	9. Approve Additional Service on to meet the Golden Gate Ferry Service from Oracle Park for Remainder of SF Giants Baseball Season – <i>Presented by Emily Betts</i>
		None
Date	Name	10. Sonoma County Airport Station Shuttle (Information/Discussion) – <i>Presented by Emily Betts</i>
		None
Date	Name	11. Sonoma County Civil Grand Jury Report Received June 14, 2022 (Review/Discuss) - <i>Presented by General Manager Cumins</i>
		None
Date	Name	12. Closed Session
		a. Conference with Labor Negotiator General Manager Cumins pursuant to California Government Code Section 54957.6 <i>Agency Designated Representative:</i> General Manager <i>Represented Employees:</i> IAMAW Local Lodge No. 1414 and Teamsters Local 665
		b. Conference with Legal Counsel regarding existing litigation pursuant to California Government Code Section 54956.9(a); Reis v. Sonoma-Marin Area Rail Transit District California Public Utility Commission Case No. 21-11-016; Number of cases: 1
		None

To: David Rabbit, SMART Chair and SMART Boardmembers; Eddy Cumins, Heather McKillop

From: Mike Arnold

Subject: Agenda Item #6C: Comments on SMART Ridership and National Trends

Date: July 18, 2022

The National Transit Database (NTD) publishes monthly ridership for all transit agencies, by mode, with about a one month lag.

When considering SMART's increases in ridership reported to the Board, it is useful to check how it compares with other operators around the country and the San Francisco Bay Area. Several graphs are provided below. The conclusion from these comparisons indicate:

- SMART's ridership is returning close to the "average" ridership is returning to other transit operators in the nation and the SF Bay Area.
- Transit ridership in the Bay Area is doing worse than average transit ridership nationally.
- The phenomena of low ridership and returning ridership is common across the metropolitan areas of the nation.
- Local bus transit riders are returning more than commuter rail. This is particularly true with the ridership performance of the Marin Transit District. This result appears to be consistent with national trends.
- In the SF Bay Area, ACE train, Caltrain and the GGB&HD ferry are doing relatively worse.

Chart 1 Monthly Boardings Relative to 2019 Average Monthly Boardings – US by Mode

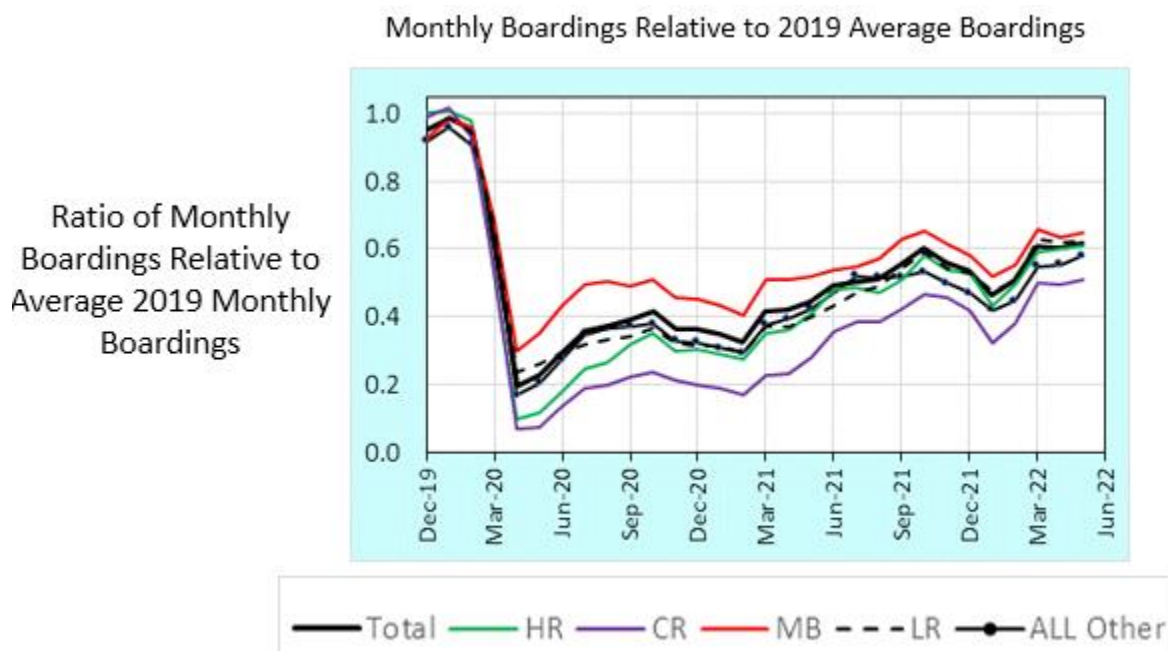


Chart 2 Monthly Boardings Relative to 2019 Average Monthly Boardings – Selected Metropolitan Areas

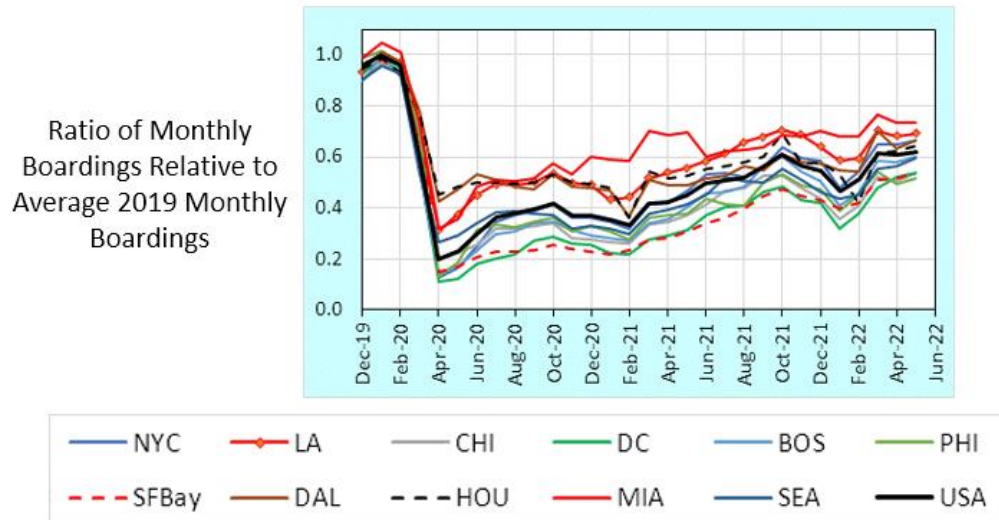


Chart 3 Monthly Boardings Relative to 2019 Average Monthly Boardings – Bay Area Transit Operators

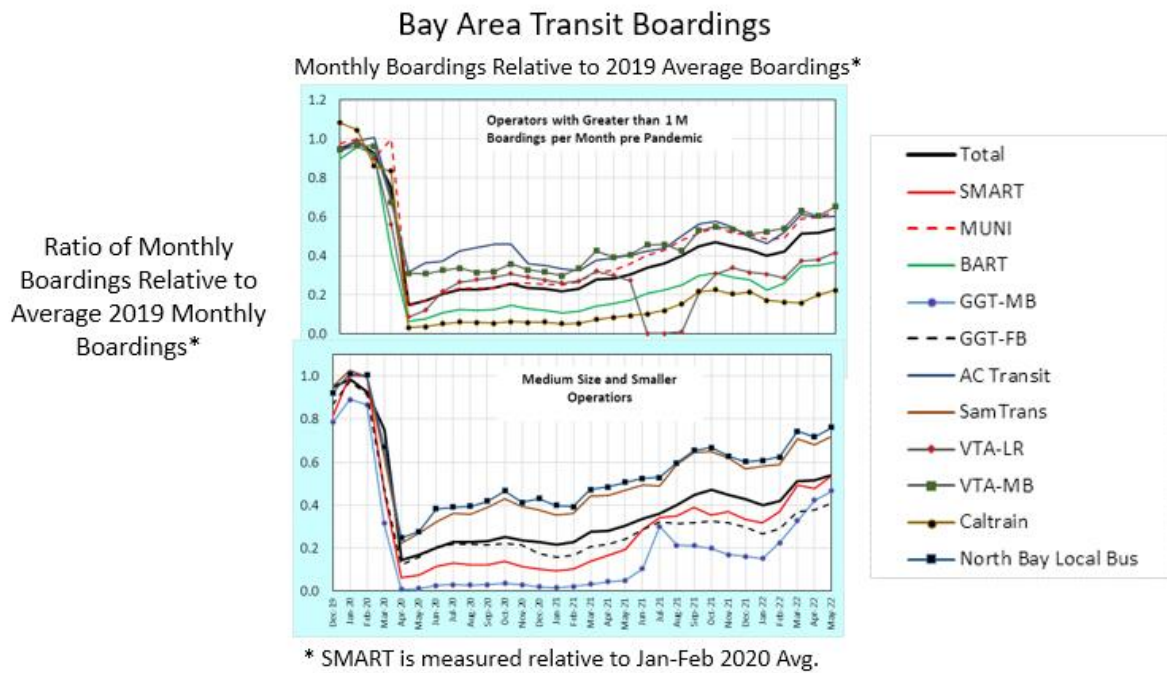


Chart 4 Monthly Boardings Relative to 2019 Average Monthly Boardings – Commuter Rail

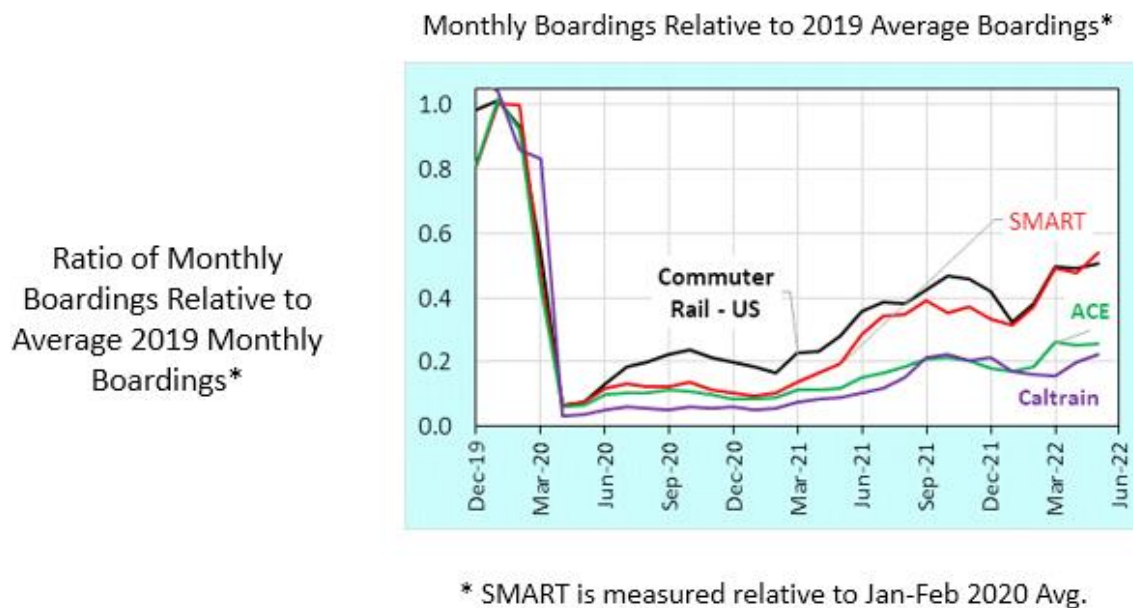


Chart 5 Monthly Boardings of North Bay Transit Operators (ex GGB&HD)

